



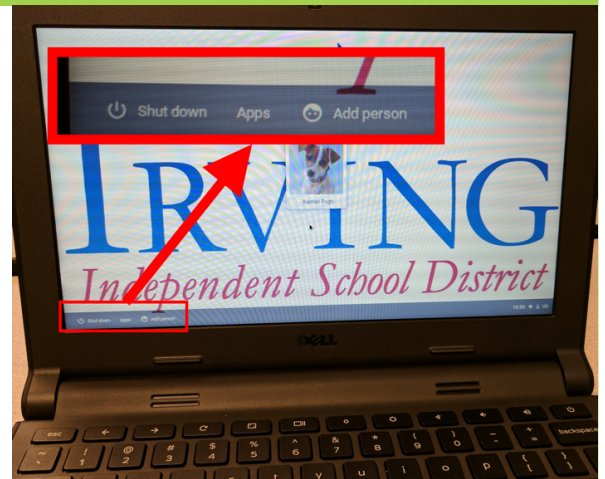
Chromebook

How Do I Login?

Login Screen

When you open a Chromebook, you will find a screen like the one pictured here. It may have several login boxes like the one in the center for different users.

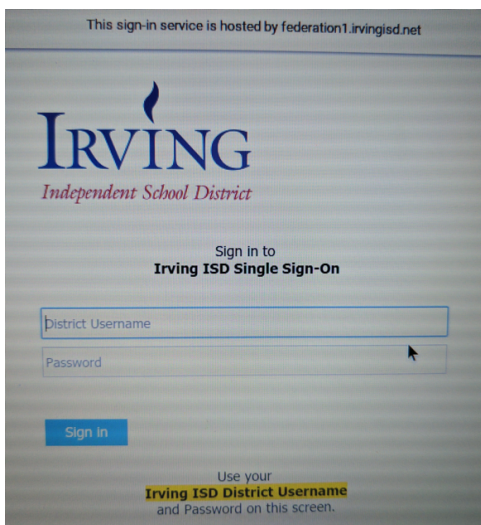
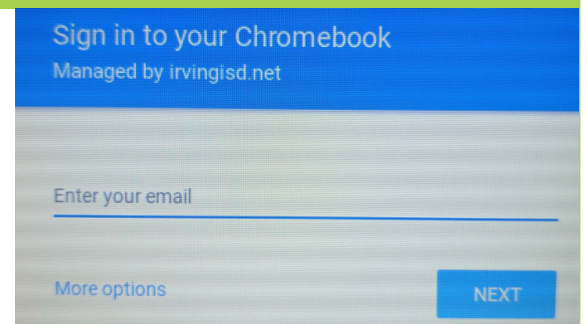
- If you have never used the device, click on "Add person" at the bottom left corner.
- If you have used this device before, you can simply type your password into your login box.



Signing In

A new screen will open, asking for your email address. Type in your Irving ISD email address, which is *username@stu.irvingisd.net*.

Click Next.



You will the be directed to the Irving ISD Single Sign-On page.

Type your regular Irving ISD username and password and click on Sign In.

Later Logins

After your first login to a device, you will not have to complete all of these steps in order to login. You can simply type your password into your login box.